



CLASS OF 2022

Class Ring Price List and Order Instructions

Ring Order Dates:

Saturday November 14th and Saturday December 12th

9:00 AM – 2:00 PM

Samples will be on Display

You may also place your order by phone. Please call 516-488-8666 to place your order.

Minimum Deposit: \$60.00 (you may pay more if you wish) Payments may be made by cash, check or credit card.

****Free Adidas Striker Backpack with the purchase of your ring.**



Companion Ring-

When you place your order, you will be given a companion ring as a place holder until your official St. Francis Prep Ring arrives. Once you are wearing your official ring, you can give your companion ring to someone special in your life.



PRICING

	Lustrium	Suncast	Silver Elite	Solaris Elite	10 Karat
Large Rings (A11, A13, A15, H21)	\$295.00	\$379.00	\$429.00	\$569.00	\$749.00
Small Rings (A12, A14, A16, H22, S36)	\$285.00	\$369.00	\$395.00	\$455.00	\$589.00
Petite Ring (S66)	\$229.00	\$329.00	\$349.00	\$409.00	\$535.00
Class Band	\$309.00				

*** S36- is not available in Suncast*** *** Speak to your Jostens Rep about 14K pricing.***

Metal Descriptions

White Lustrium- a silver tone metal with an alloy finish

Suncast- an alloy metal with a gold tone finish

Silver Elite- is the fusion of silver palladium and other alloys

Solaris Elite- combines durability with affordability with our brilliant, exclusive 6K metal alloy

Instructions for Filling Out Your Order Form

Please fill out your name address (include apartment #) and phone number

1 and 2- Fill in Design and Metal of your choice.

3. Fill in July or September stone color and stone cut of your choice

4. Fill in Graduation Year

4a. Fill in School Mascot

4b. Fill in the name you would like on your ring

4c. Fill in Design-a-Side of your choice

5. Fill in Engraving you would like on the inside of your ring.

Jostens

PO Box 636, Floral Park, NY 11002

516-488-8666

joe.mitchell@jostens.com





CLASS OF 2022

Large Rings



A11



A13



A15



H21

Small Rings



A12



A14



A16



H22



S36

Petite Ring



S66

Stone Color Choices:

You may choose either of the school colors for your stone



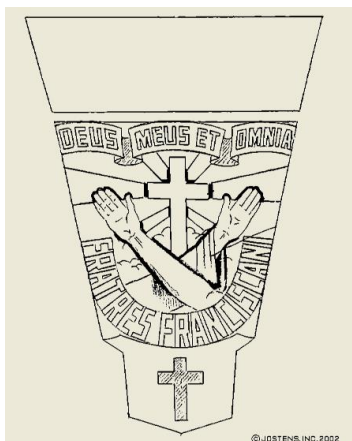
September/Fire Blue Spinel



July/Ruby

Custom Achiever Design

- Side One Cannot Be changed
- Your year of graduation is featured on Side 1.
- Options for Side 2: Choose Design-A –Side of your choice and have your name written above it.



THE CLASS BAND™

BY *Jostens*



OVER 100 DESIGN-A-SIDES® OPTIONS

Shown on 10mm Band. NOTE: Designs will vary on 6mm sized Band

BAND & ARTS



SPORTS



MULTI SPORTS NEW



MASCOTS



ACADEMICS & ORGANIZATIONS



EXTRAORDINARY



OUTDOOR LIFE



AMERICAN



CHRISTIANITY



STUDENT LEADER



WORDS



SPORTS



AMERICAN



AMERICAN



AMERICAN



AMERICAN



AMERICAN



AMERICAN



AMERICAN



AMERICAN



AMERICAN



AMERICAN



AMERICAN



AMERICAN



AMERICAN



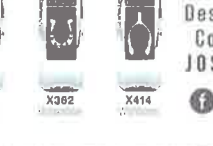
AMERICAN



AMERICAN



AMERICAN



AMERICAN



See the entire Design-A-Sides® Collection at JOSTENS.COM



JOSTENS RING SIZER GUIDE

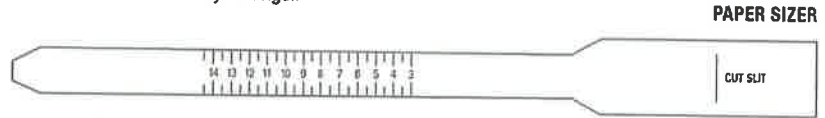
For accuracy, please ensure that you print this PDF at 100%

PAPER TEST

1. Cut out the paper sizer. Cut a small slit in the end for the ring sizer marks to slide through.
2. Slip the pointed end through the slit and place it around your finger.
3. For an accurate measurement, pull the end so it slides to a snug fit. Make sure that you are able to get this over your knuckle and back off your finger.
4. Read the number that lines up next to the slit. This is your ring size.

Tips: Be careful not to wrap the paper too tight. Aim for a comfortable, snug fit. For the most accuracy, have someone help you measure.

DOUBLE CHECK FOR ACCURACY.



STRING TEST

1. Cut a small piece of string, thicker thread or ribbon.
2. Wrap it snugly around your finger for an accurate measurement.
3. Compare your measurement with our ring sizing chart below.



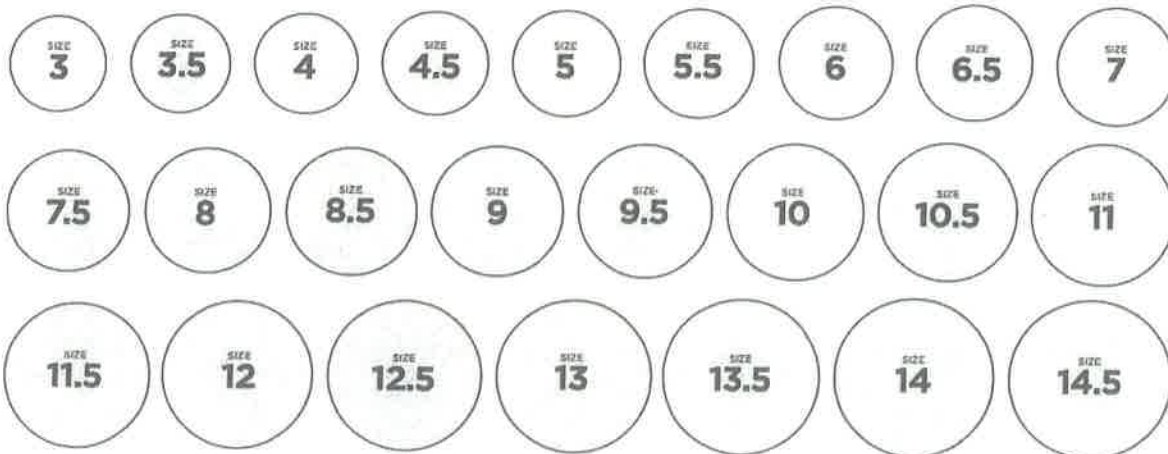
YOUR RING SIZE	SIZE 3	SIZE 3.5	SIZE 4	SIZE 4.5	SIZE 5	SIZE 5.5	SIZE 6	SIZE 6.5	SIZE 7	SIZE 7.5	SIZE 8	SIZE 8.5
MEASUREMENT (MM)	43.9 MM	45.2 MM	46.5 MM	47.8 MM	49 MM	50.3 MM	51.6 MM	52.9 MM	54.2 MM	55.5 MM	56.9 MM	58.1 MM
YOUR RING SIZE	SIZE 9	SIZE 9.5	SIZE 10	SIZE 10.5	SIZE 11	SIZE 11.5	SIZE 12	SIZE 12.5	SIZE 13	SIZE 13.5	SIZE 14	SIZE 14.5
MEASUREMENT (MM)	59.4 MM	69.7 MM	62 MM	63.3 MM	64.4 MM	65.9 MM	67.2 MM	68.5 MM	69.8 MM	71.1 MM	72.4 MM	73.7 MM

Tips: Be careful not to wrap the string too tight. Aim for a comfortable, snug fit. For the most accuracy, have someone help you measure.

DOUBLE CHECK FOR ACCURACY.

EXISTING RING TEST

1. Choose a ring that fits the desired finger.
2. Match the inside edge of the ring with the closest circle.
3. The circle should fit inside of the ring. If the ring falls between two sizes, select the larger size.



All rings purchased on Jostens.com come with a Limited Lifetime warranty which includes free ring resizing. This Ring Sizer Guide serves as a guide to help you size your finger at home.

Jostens

©2020 Jostens, Inc. 202582

